

NZ Bonds Fund

Fund update for the quarter ended 31 March 2026

This fund update was first made publicly available on 1 May 2026.

What is the purpose of this update?

This document tells you how the NZ Bonds Fund has performed and what fees were charged. The document will help you to compare the fund with other funds. Smartshares Limited prepared this update in accordance with the Financial Markets Conduct Act 2013. This information is not audited and may be updated.


Description of this fund

Invests in New Zealand bonds and is designed to provide a return (before tax, fees and other expenses) that outperforms the S&P/NZX A-Grade Corporate Bond Index over rolling three-year periods.

Total value of the fund	\$144,818,789
The date the fund started	28 October 2016

What are the risks of investing?

Risk indicator for the NZ Bonds Fund



The risk indicator is rated from 1 (low) to 7 (high). The rating reflects how much the value of the fund's assets goes up and down. A higher risk generally means higher potential returns over time, but more ups and downs along the way.

To help you clarify your own attitude to risk, you can seek financial advice or work out your risk profile at sorted.org.nz/tools/investor-profiler.

Note that even the lowest category does not mean a risk-free investment, and there are other risks that are not captured by this rating.

This risk indicator is not a guarantee of a fund's future performance. The risk indicator is based on the returns data for 5 years to 31 March 2026. While risk indicators are usually relatively stable, they do shift from time to time. The risk indicator will continue to be updated in future fund updates.

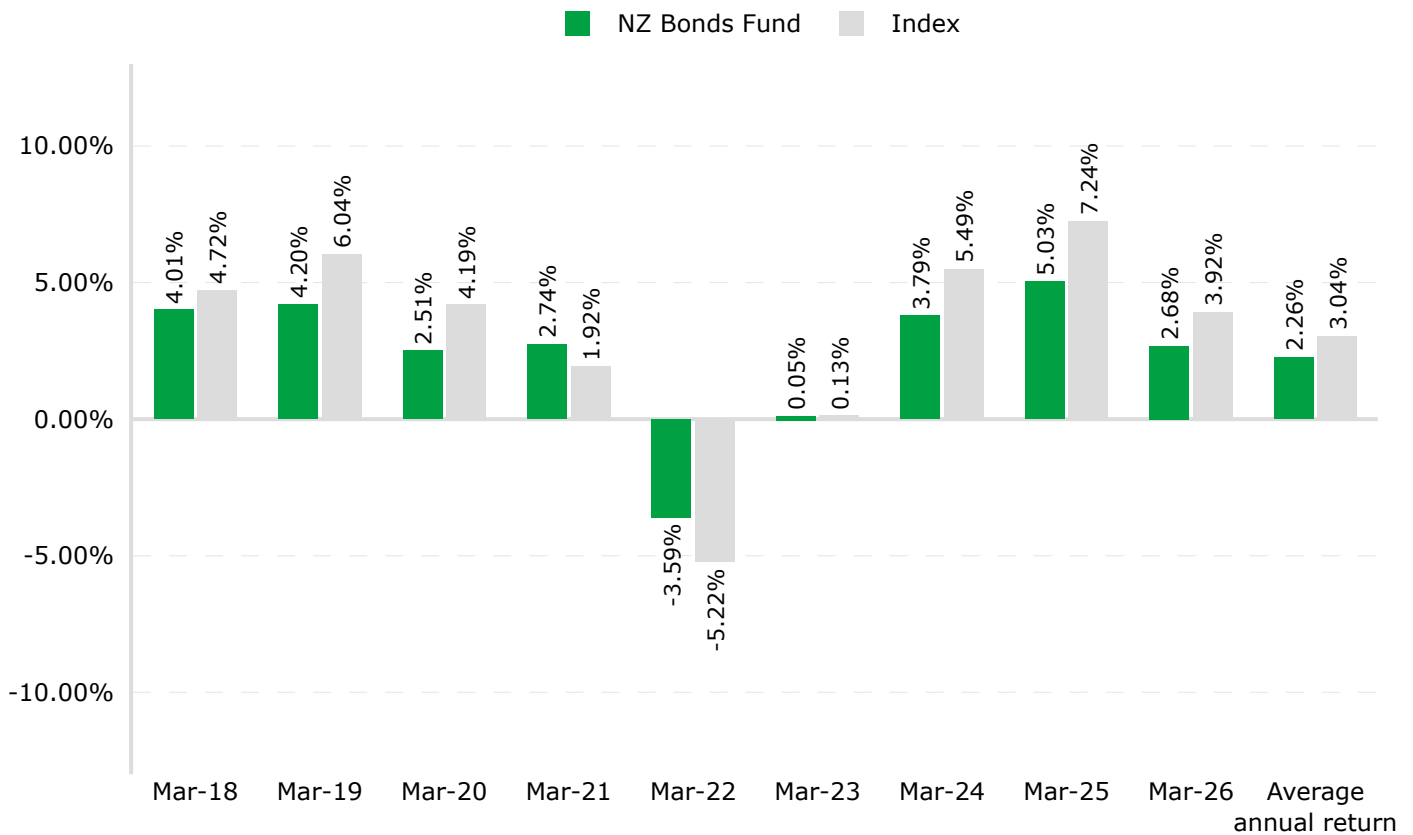
See the Product Disclosure Statement for SuperLife Invest for more information about the risks associated with investing in this fund.

How has the fund performed?

	Average over past 5 years	Past year
Annual return (after deductions for charges and tax)	1.55%	2.68%
Annual return (after deductions for charges but before tax)	2.24%	4.00%
Market index annual return (reflects no deduction for charges and tax)	2.21%	3.92%

The market index annual return is based on the annual return of the S&P/NZX A-Grade Corporate Bond Index. Additional information about the market index is available in the 'Other Material Information' document on the offer register at disclose-register.companiesoffice.govt.nz.

Annual return graph



This shows the return after fund charges and tax for each year ending 31 March since the fund started. The last bar shows the average annual return since the fund started, up to 31 March 2026.

Important: This does not tell you how the fund will perform in the future.

Returns in this update are after tax at the highest prescribed investor rate (PIR) of tax for an individual New Zealand resident. Your tax may be lower.

What fees are investors charged?

Investors in the NZ Bonds Fund are charged fund charges. In the year to 31 March 2025 these were:

	% per annum of fund's net asset value
Total fund charges	0.44%
Which are made up of:	
Total management and administration charges	0.44%
Including:	
Manager's basic fee	0.42%
Other management and administration charges	0.02% ¹
Other charges	Dollar amount per investor
Administration fee	\$12 per annum

Investors may also be charged individual action fees for specific actions or decisions (for example, for withdrawing from or switching funds). See the Product Disclosure Statement for SuperLife Invest for more information about those fees.

The fees set out above include GST where applicable.

Small differences in fees and charges can have a big impact on your investment over the long term.

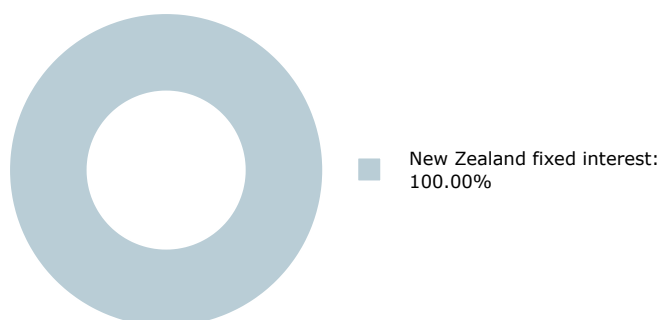
Example of how this applies to an investor

Jess had \$10,000 in the fund at the start of the year and did not make any further contributions. At the end of the year, Jess received a return after fund charges were deducted but before tax of \$400 (that is 4.00% of Jess's initial \$10,000). Jess also paid \$12.00 in other charges. This gives Jess a total return after tax of \$256 for the year.

What does the fund invest in?

Actual investment mix

This shows the types of assets that the fund invests in.



Target investment mix

This shows the mix of assets that the fund generally intends to invest in.

Asset Category	Target Asset Mix
Cash and cash equivalents	-
New Zealand fixed interest	100.00%
International fixed interest	-
Australasian equities	-
International equities	-
Listed property	-
Unlisted property	-
Commodities	-
Other	-

Top 10 investments

Name	% of fund's net asset value	Type	Country	Credit rating (if applicable)
NZLGFA Bond 15/05/28 2.25%	3.85%	New Zealand fixed interest	New Zealand	AAA
Housing New Zealand Bond 15/10/27 4.433%	3.82%	New Zealand fixed interest	New Zealand	AAA
Westpac New Zealand Bond 24/09/29 4.34%	3.44%	New Zealand fixed interest	New Zealand	AA-
NZD Cash Account (ANZ Bank)	3.30%	Cash and cash equivalents	New Zealand	AA-
NZLGFA Bond 14/04/33 3.50%	3.11%	New Zealand fixed interest	New Zealand	AAA
Westpac New Zealand Bond 19/11/30 3.87%	3.04%	New Zealand fixed interest	New Zealand	AA-
ASB Bank Bond 02/09/30 4.10%	3.00%	New Zealand fixed interest	New Zealand	AA-
Housing New Zealand Bond 18/10/28 3.42%	2.97%	New Zealand fixed interest	New Zealand	AAA
Housing New Zealand Bond 24/04/30 2.183%	2.91%	New Zealand fixed interest	New Zealand	AAA
NZLGFA Bond 15/04/27 4.50%	2.90%	New Zealand fixed interest	New Zealand	AAA

The top 10 investments make up 32.34% of the fund's net asset value.

Currency hedging

The fund does not have foreign currency exposure.

Key personnel

This shows the directors and employees who have the most influence on the investment decisions of the fund:

Name	Current position	Time in current position	Previous or other current position	Time in previous or other current position
Jon Raby	Director - Smart	5 months	Chief Financial Officer - ASB Bank	11 years
Alister John Williams	Director - Smart	10 years and 4 months	Investment Manager - Trust Management	5 years and 4 months
Stuart Kenneth Reginald Millar	Chief Investment Officer - Smart	6 years and 10 months	Head of Portfolio Management - ANZ Investments	6 years and 4 months
Lisa Turnbull	Chief Executive Officer - Smart	6 months	Chief Executive Officer - NZX Wealth Technologies	8 years and 11 months

Further information

You can also obtain this information, the Product Disclosure Statement for SuperLife Invest, and some additional information from the offer register at disclose-register.companiesoffice.govt.nz.

Notes

1. These charges refer to the normal fund operating costs that are charged to the fund. For disclosure purposes, supervisor, audit and legal costs are not included in the manager's basic fee, but are included in the other management and administration charges. Some of these are fixed costs so the amount shown can range from 0.00% up to the total fund charges depending on the total value of the fund.